

October 24, 2009
Achievement Gap Work Session

East Side Union High School District



District / School Goals

SCHOOL BOARD PRIORITY 1:

- *Close the achievement gap while improving overall academic performance.*
 - Reduce the achievement gap.
 - By 2012, each school will have at least 85% of their student population at grade level.
 - Increase AYP Test Scores.
 - Reduce the drop out rate.
 - Increase the graduation rate.

Work Session Goals

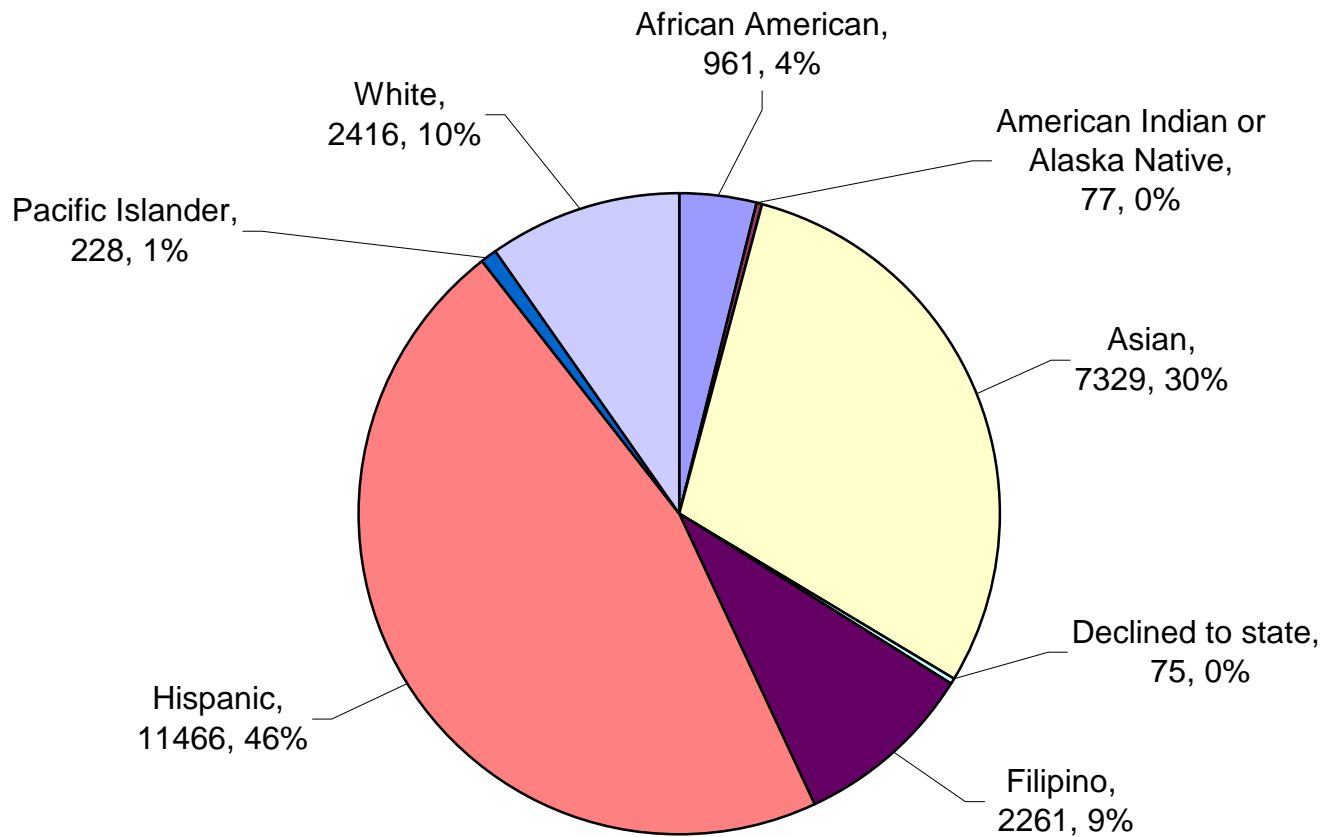
- Examine school characteristics through demographics.
- Examine the achievement gap between ethnicities.
- Examine access gates to college track courses.
- Examine local resources and programs in place and needed to close the achievement gap.
- Define ways the school board, the district office, and the school can support closing the achievement gap.
- To participate in the SJ 2020 to eliminate the achievement gap by 2020.

Agenda

- District overview
- Split into teams – 2 schools, 1 board member, 1 district administrator, others
- Teams will present school access gaps and data
- Teams will problem solve roles
 - What steps will your school take to work on the gap and access issues?
 - How can the school board assist our school with gap and access issues?
 - How can the district office assist our school with gap and access issues?
- Teams will brainstorm possible next steps
- Reconvene as a whole group to share out and debrief.

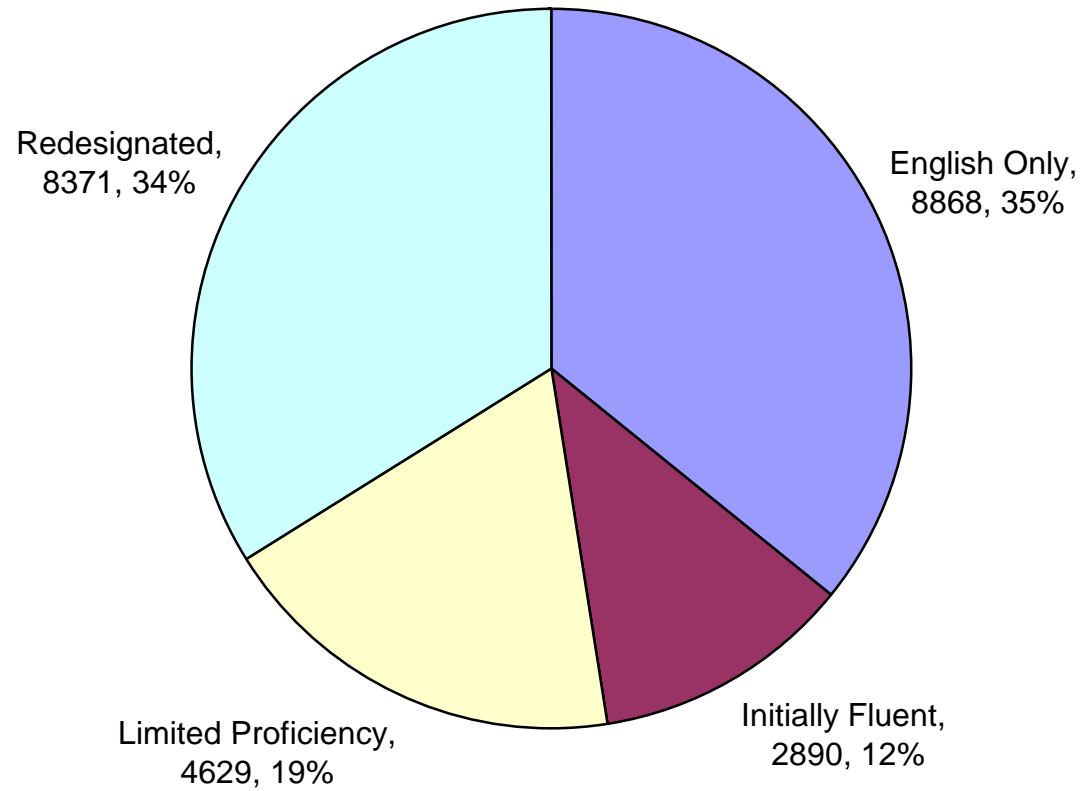
Demographics - Ethnicity

ESUHSD 2009-10 Ethnicity



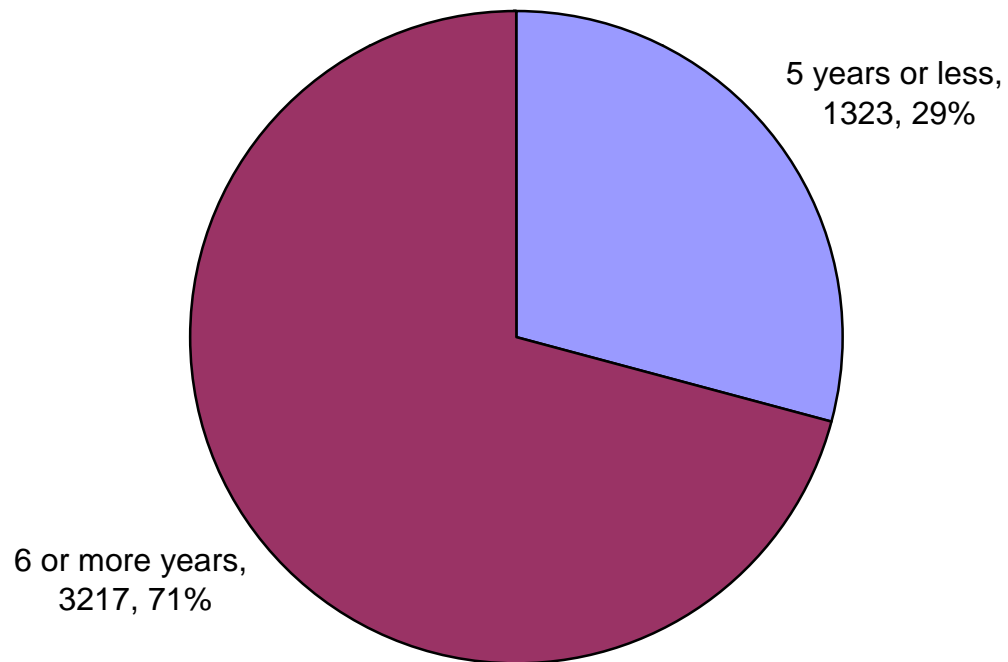
Demographics – Language Proficiency

ESUHSD 2009-10 Language Proficiency



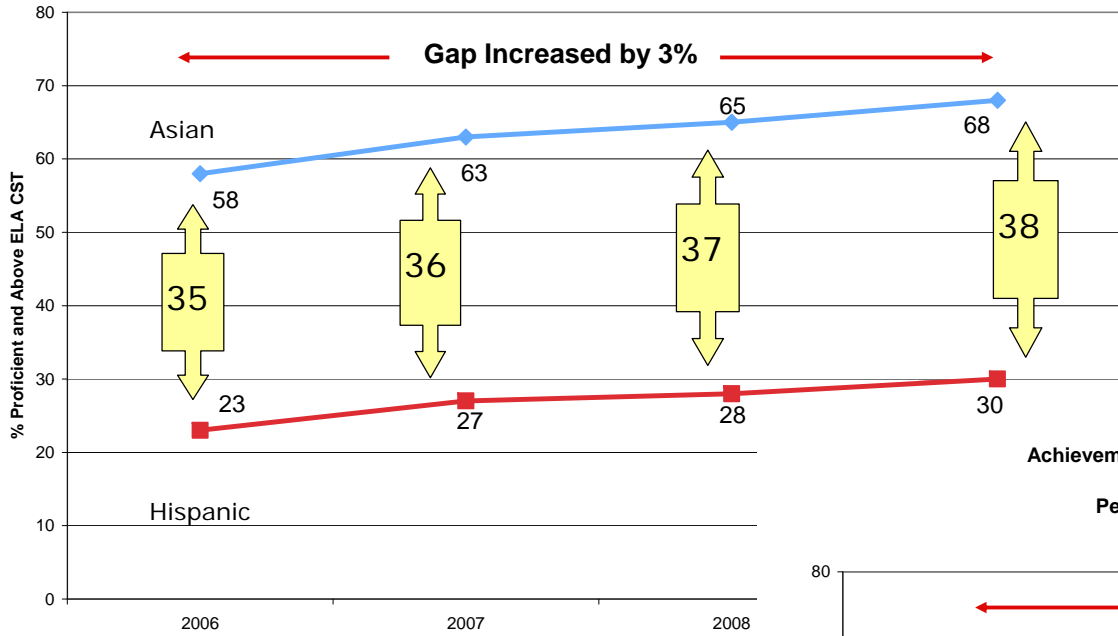
Demographics – Time in US Schools

ESUHSD
English Language Learners
Years in a US School 2009-10

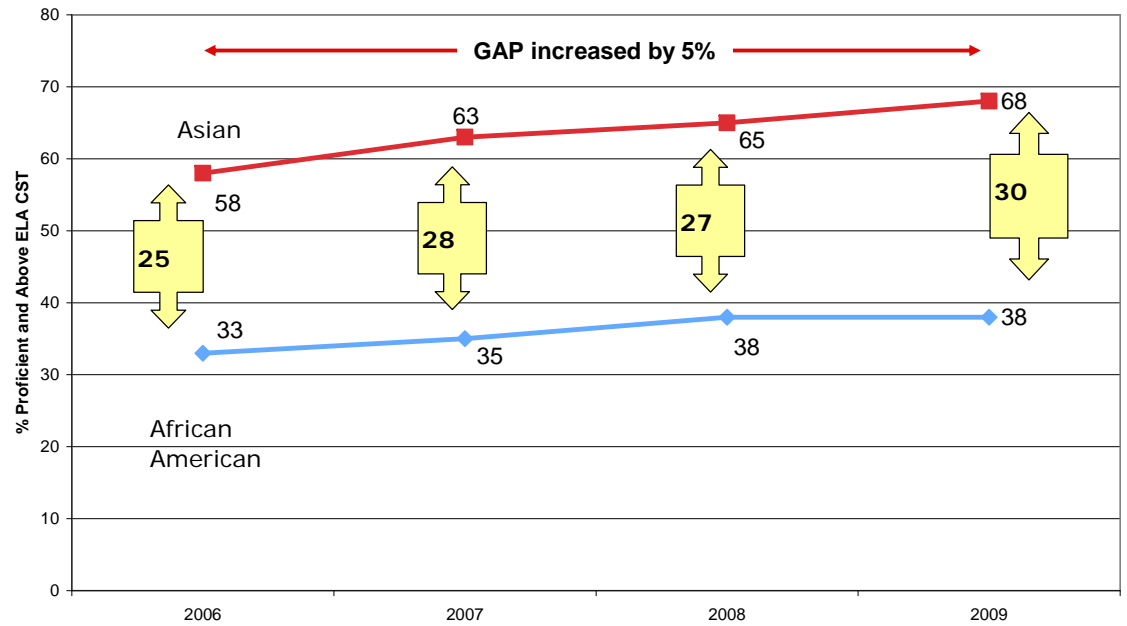


Achievement Gap Data – CSTs

Achievement Gap Between Asian & Hispanic Students
English Language Arts CSTs
Percent of students Scoring Proficient or Above

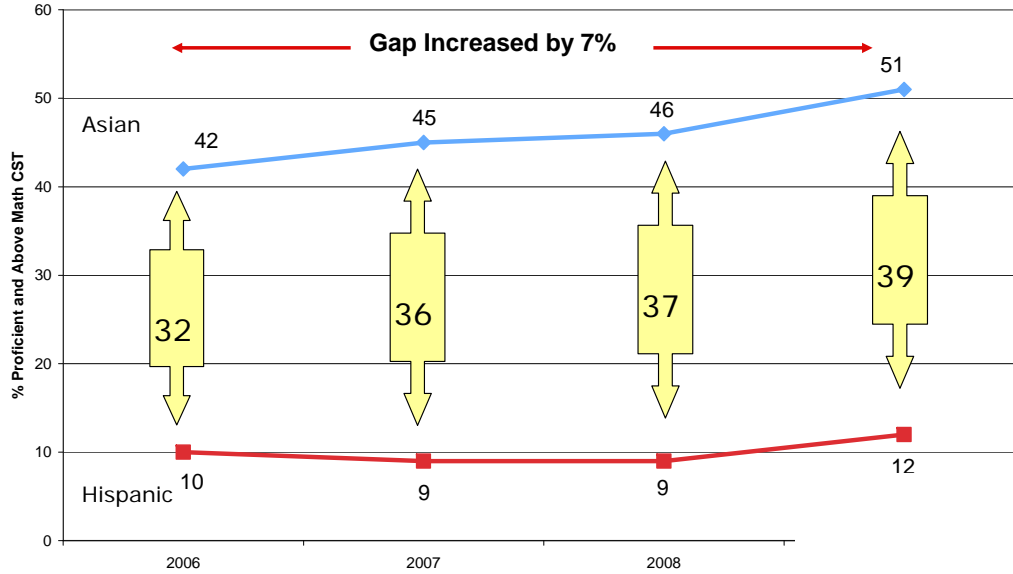


Achievement Gap Between Asian & African American Students
English Language Arts CSTs
Percent of students Scoring Proficient or Above

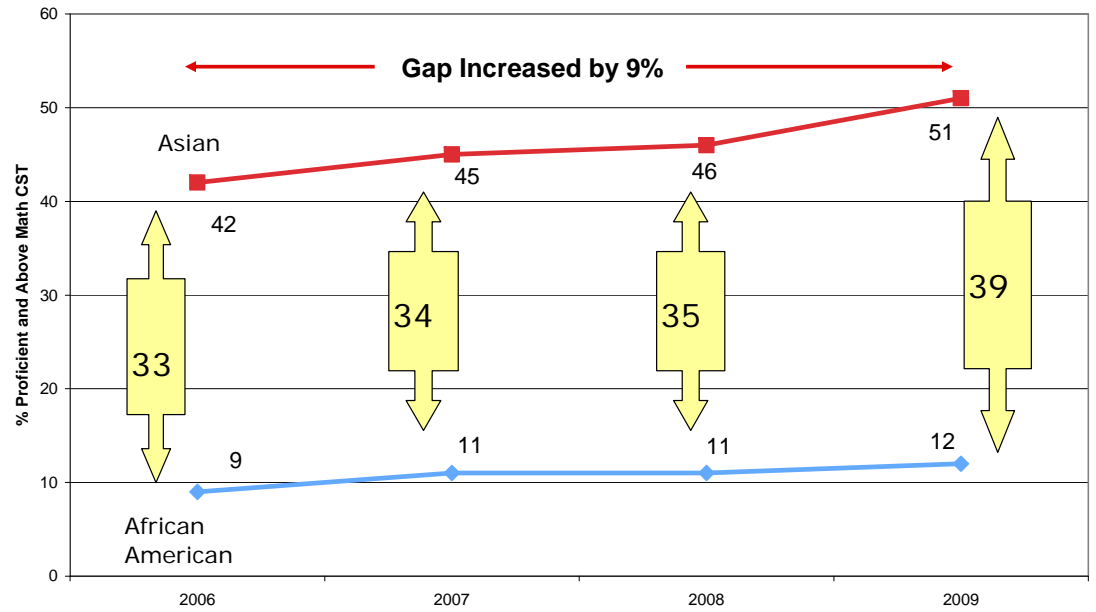


Achievement Gap Data – CSTs

Achievement Gap Between Asian & Hispanic Students
Math CSTs
Percent of students Scoring Proficient or Above



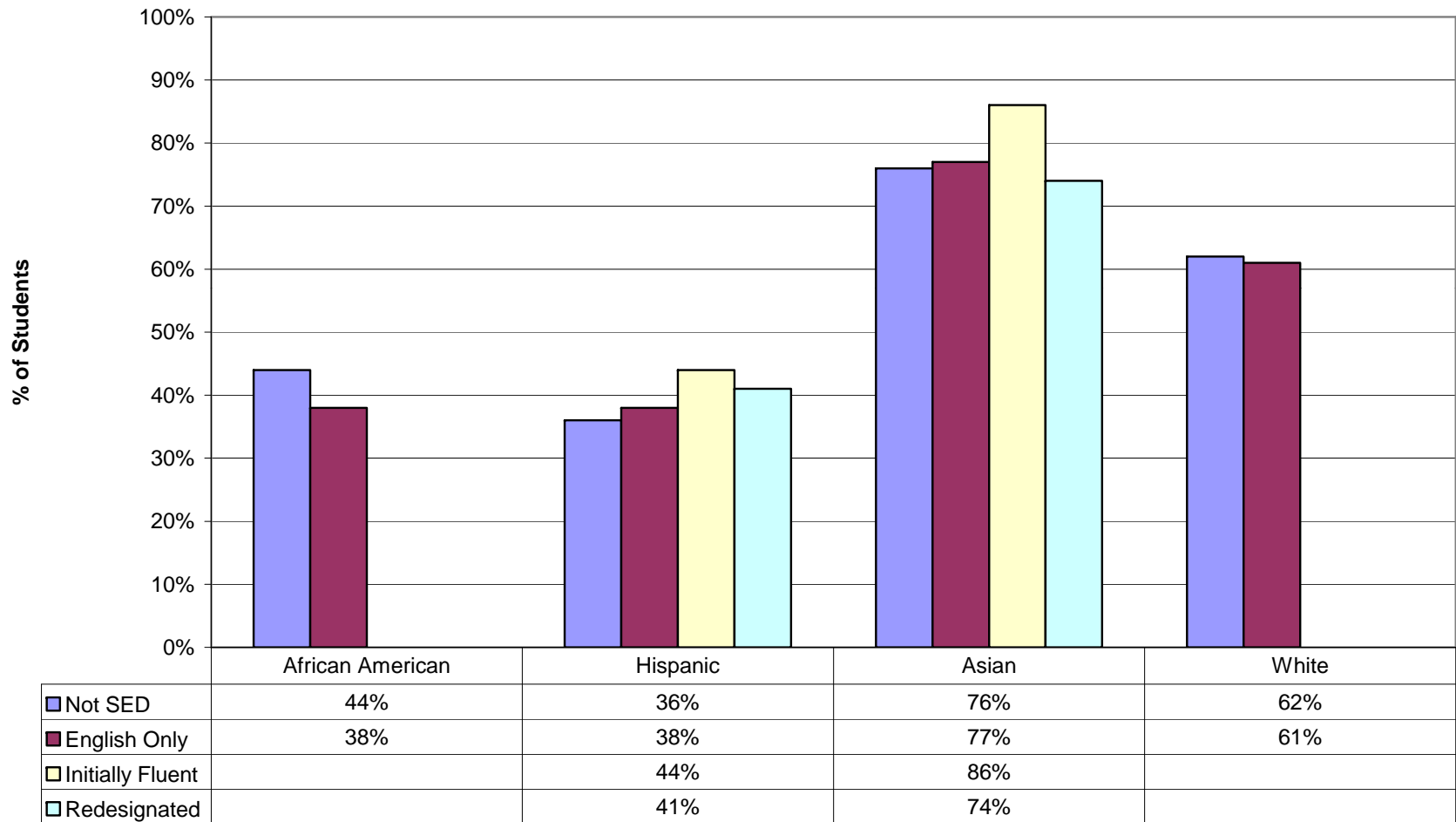
Achievement Gap Between African American & Asian
Math CSTs
Percent of students Scoring Proficient or Above



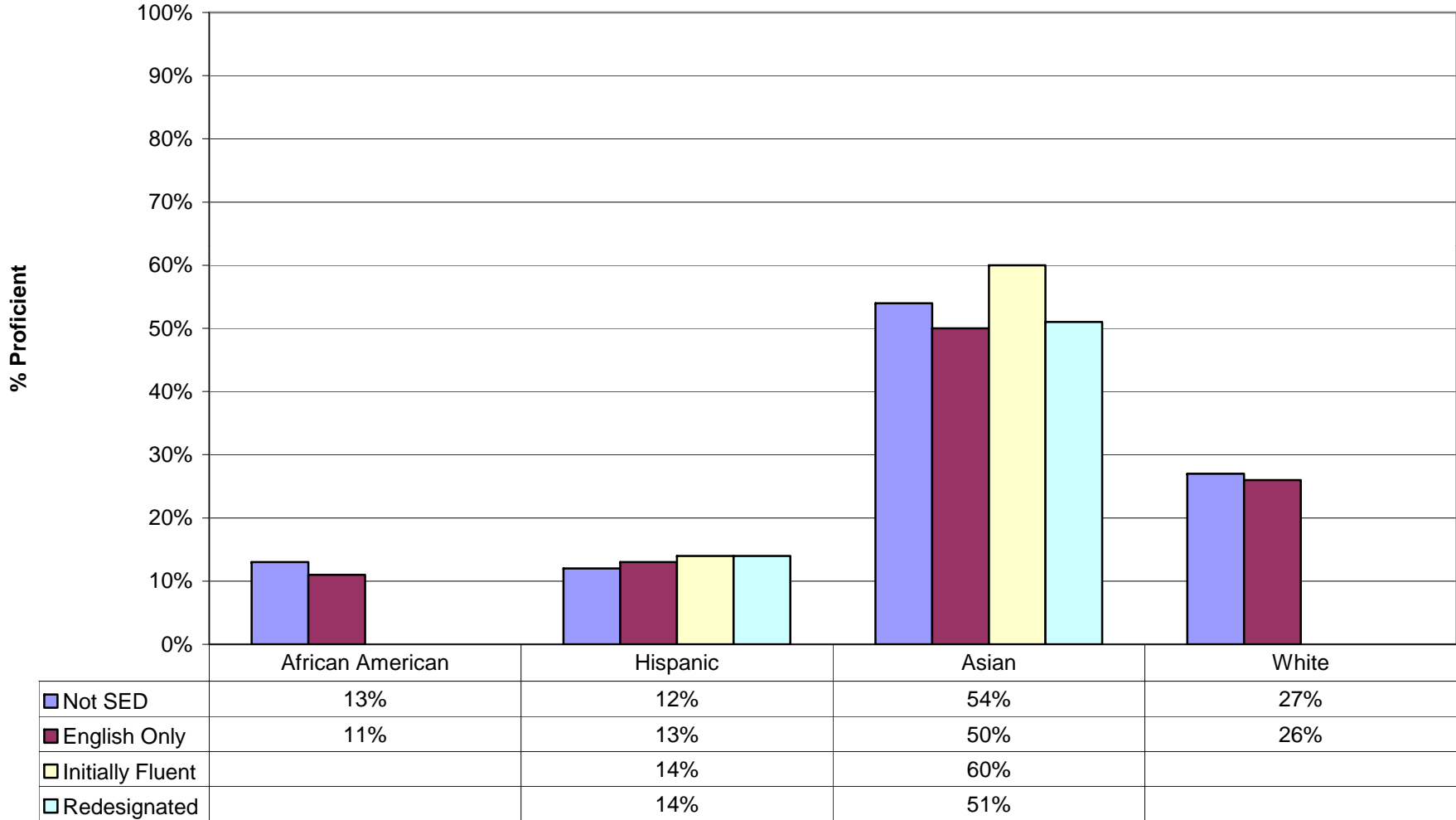
Achievement Gap by Ethnicity

- Does Socio-economics cause the achievement gap between ethnicities?
- Does language proficiency cause the achievement gap between ethnicities?
- If we take out these factors does the achievement gap between ethnicities still exist?

ESUHSD
English Language Arts CST % Proficient
by Socioeconomics and language proficiency



**ESUHSD
Mathematics CST % Proficient
by Socioeconomics and language proficiency**



Achievement Gap by ethnicity

- While socio-economics may affect the achievement gap between ethnicities, it does not cause it.
- While language proficiency may affect the achievement gap between ethnicities, it does not cause it.
- Therefore we must examine other factors to see their contribution to the achievement gap between ethnicities.
- We will begin by examining access gaps.

ACCESS

“The awareness that equal treatment is not necessarily equitable treatment and the gap between the successful and those who are not is most often the result of unequal access to the opportunities available to them. *Excellence without equity: a hollow prize indeed...*”

By Mary Montle Bacon Ph.D.

Facets of Access

- Entrance into higher level and college track classes
- Curriculum taught in our classes
- Student access to the curriculum taught in classes

Overview

- Goals
- School Demographics
 - Ethnicity
 - Language Proficiency
 - ELL – Time in US Schools
 - Parent Education Level
 - Entering 9th Grade Proficiency Level
- Achievement Gap Data
 - CSTs
 - GPA
 - Credits
- Access Data
 - Algebra 2 and higher
 - Grade level and AP English
 - 9th grade math and science
- Access Gates & Resources
- Support Needs
 - Board
 - District Office
 - School

Support Needs

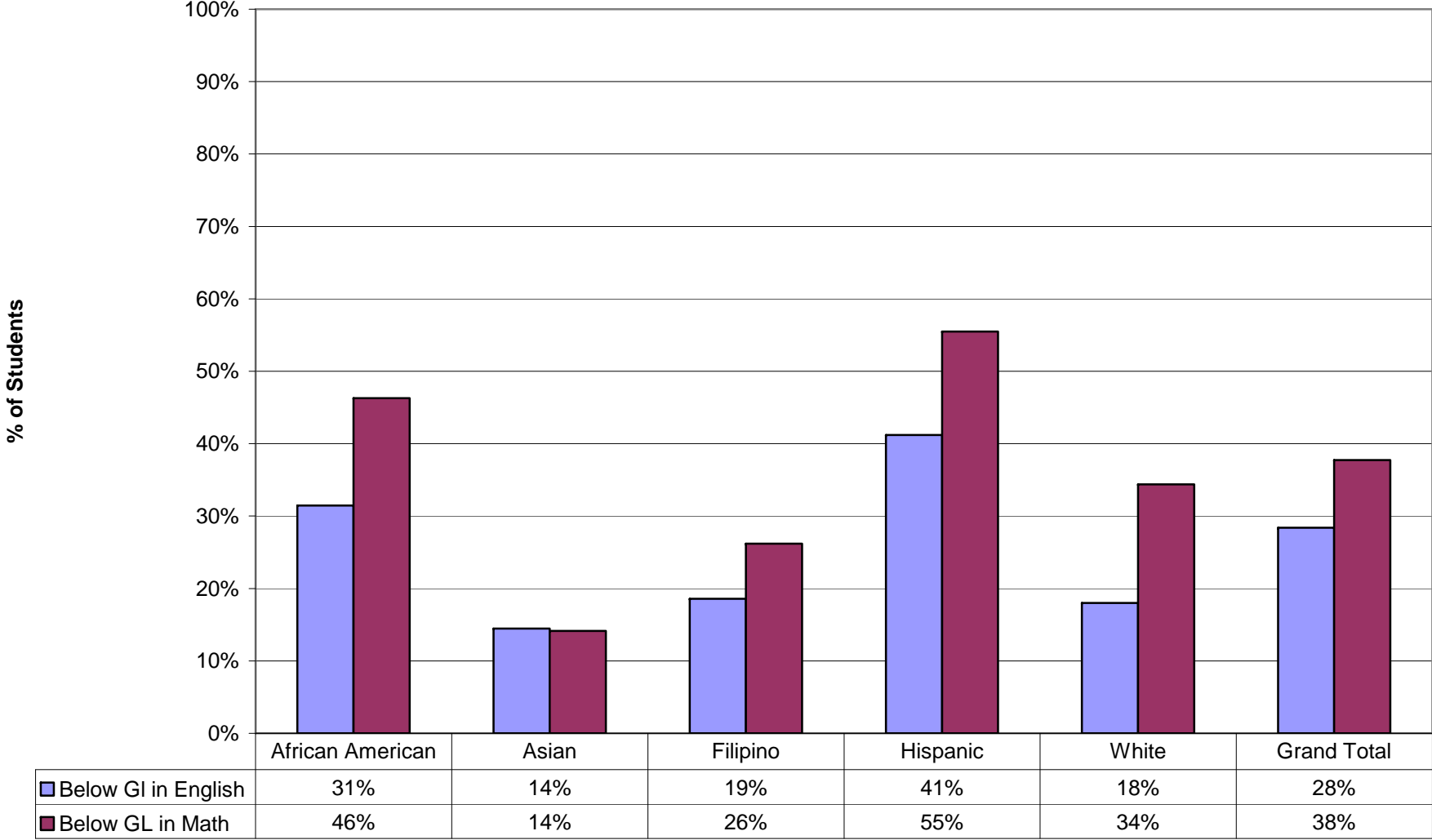
- What steps will your school take to work on the gap and access issues?
- How can the school board assist our school with gap and access issues?
- How can the district office assist our school with gap and access issues?

Pitfalls & Cautions

- Blame versus acceptance and solutions.
- Focus on solutions that we have control over.
- The desire for more and different data can be distracting.

Demographics – Entering 9th Grade Proficiency Levels

ESUHSD
% of 9th Graders Entering Below Grade Level 2009-10



Teams & Locations

- Andrew Hill & Evergreen Valley – Global Room
- Piedmont Hills, James Lick, Yerba Buena – Boardroom
- Santa Teresa, Mt. Pleasant – E & F
- Silver Creek, Independence – Business Conference Room Annex
- Oak Grove, W.C. Overfelt – Business Conference Room

Share & Debrief

- What steps will your school take to work on the gap and access issues?
- How can the school board assist our school with gap and access issues?
- How can the district office assist our school with gap and access issues?
- Next Steps