

1999-00 School Accountability Report Card (SARC)

Yerba Buena High School

1855 Lucretia Avenue, San Jose, CA 95122 • 408.347.4700
Dan Moser, Principal

This SARC is for the 1999-2000 school year. SARCs are published late due to the fact that some of the data is not released officially from the State until April of the following year.



830 N. Capitol Avenue
San Jose, CA 95133
408.347.5000

Board of Trustees

Craig Mann, President
J. Manuel Herrera, Vice President
Jeff Ota, Clerk
Patricia Martinez-Roach, Member
Juanita Ramirez, Member

Superintendent

Joe Coto

Mission Statement

The vision of the Yerba Buena High School Community is to nurture and develop students in a safe, accepting and motivating academic environment that challenges and empowers its diverse population to meet the technological, societal and global challenges of the future. Upon graduation, Yerba Buena students will be prepared to successfully participate in society.

School Goals

- Improve the graduation rates
- Increase the number of students achieving "a-g" sequence
- Increase the number of students attending 2-4 year colleges
- Reduce the drop out rate
- Increase the average daily attendance rate
- Increase the success rate in the core subjects by having a higher percentage of students receiving A's, B's, or C's
- Increase the success rate on the STAR Test

School Profile

In an effort to raise the standard, Yerba Buena High School is committed to providing a climate and culture that promotes student learning and high achievement. Yerba Buena has been awarded an Immediate Intervention Under Performing School grant to develop and implement a comprehensive plan to improve the school's Academic Performance Index (API). The school's API for 1999-2000 was 530. With the assistance of an external evaluator, staff, parents and community members have developed a plan that will be data driven and provide students the academic rigor and skills to be successful with new state accountability requirements. Under the new plan Yerba Buena High School will prepare students through rigorous course work for the technological and global opportunities of the 21st Century. The themes of literacy, high achievement and technology will be interwoven throughout the students' day. The school has embraced a standards-based approach to setting high expectations for all students.

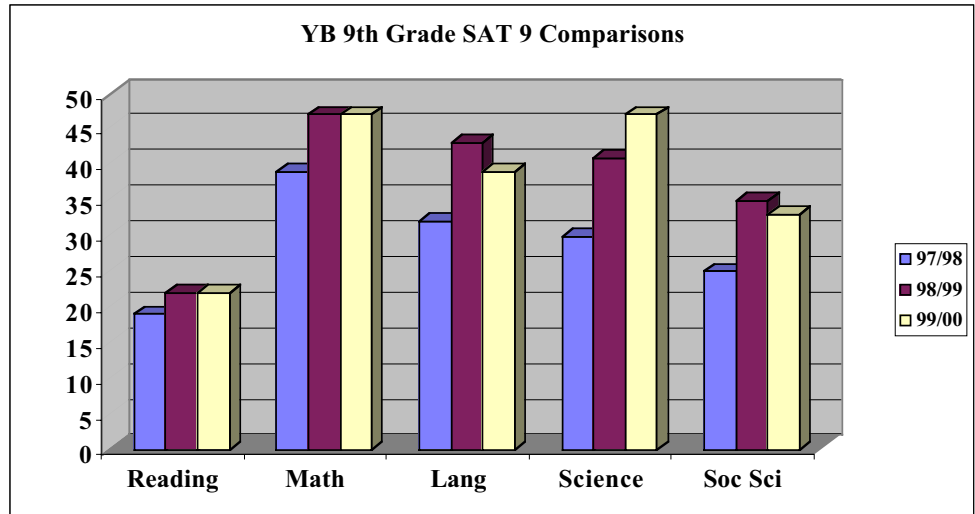
To provide students with the best learning environment, using Measure A funds, Yerba Buena High School will complete the renovation of its science building. New renovation work will start immediately after the science building is opened with the 300 Building.

Ethnic Breakdown of Student Body 1999-2000

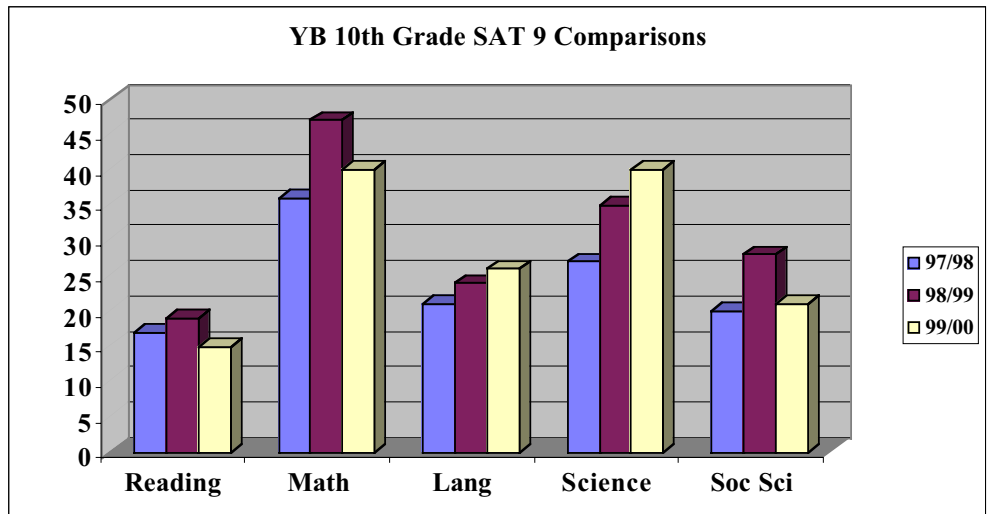
Hispanic	45.7%
Vietnamese	24.3%
Filipino	7.9%
White	5.2%
African American	3.7%
Other Asian	11.8%
American Indian	0.5%
Other	1.0%
Total	100.0%

SAT9

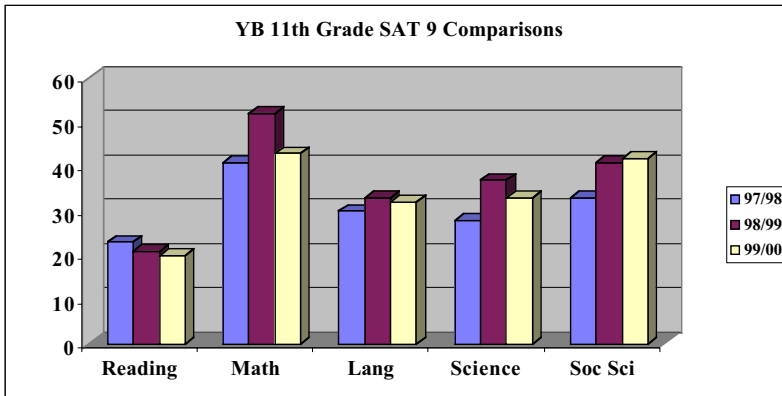
The State of California now requires schools to test all students using the Stanford Achievement Test version 9 (SAT-9). For grades 9-11, students are tested in reading, language, mathematics, science and history/social science. The SAT9 test is designed to compare student performance against a national sample of students at the same grade level.



Yerba Buena's 9th grade students performed at the same level or better in reading, math and science when compared to the previous 9th grade class. Slight declines occurred in language and social science areas.



Yerba Buena's 10th grade students performed slightly better in language and science when compared to the previous 10th grade class. Slight declines occurred in reading, math and social science.



Yerba Buena's 11th graders performed slightly better in social science when compared to the previous 11th grade class. In the areas of reading, math, language and science there were slight declines.

The Scholastic Aptitude Test (SAT) is a voluntary 2 1/2 hour test that measures verbal and mathematical reasoning abilities related to successful performance in college. Colleges use the information to recruit and select students. The College Board reports the number of students from each school who took the test.

Scholastic Aptitude Test

	97/98	98/99	99/00
Verbal			
Yerba Buena SAT	433	445	405
District Average	463	459	459
County Average	519	516	516
State Average	491	492	492
Math			
Yerba Buena SAT	505	493	483
District Average	499	494	502
County Average	557	552	558
State Average	516	513	517
% of Test Takers			
Yerba Buena SAT	27%	36%	33%
District Average	34%	39%	38%
County Average	47%	49%	46%
State Average	41%	40%	36%

The College Board reports the average scale scores of students who gave permission to release those scores to their schools. The chart above compares the mean mathematics and verbal scores for Yerba Buena students for the past 3 years with the mean scores of students in the district, the state and across the nation.

During the 1999-2000 school year, the students averaged an attendance rate of 96.2%. Yerba Buena High School attendance personnel monitor student attendance by making daily telephone calls and by sending absence reports through the mail to the students' home. Attendance clerks maintain a daily log of each telephone contact. Students' uncleared absences are posted on the teachers' scan sheets. The scan sheets shows a two week history of the students' attendance. This information serves as a notice to the teachers to assist in notifying the students of their uncleared absences. Additionally, students' uncleared absences are posted on the students' six week report cards.

Moreover, the school has an auto-dialer that calls the student's home if he or she has one or more period absences. Students who have an excessive number of absences are referred to the school's Home School Community Liaison. The Liaison will visit the student's home to determine why the student has accumulated the absences.

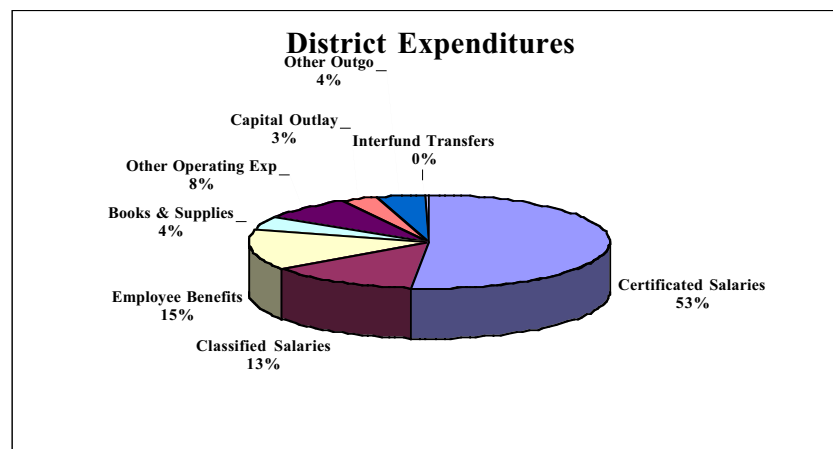
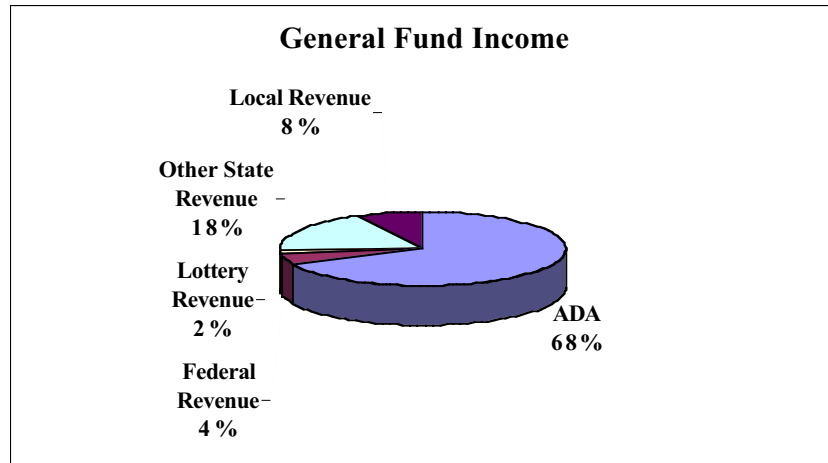
As for Yerba Buena's dropout rate, the number of students leaving was 8.8% of the school total population. This formula is based upon the number of students who withdraw from school and do not request their school records (school transcript) be forwarded to another educational institution. The total number of students suspended during the 1999-2000 school year was 185, with 6 students expelled.

Student Achievement

School Attendance/ Dropout Rates/ Expulsions

Expenditures and Services Offered

In 1999-2000, the East Side Union High School District received \$162 million. When costs for direct instruction, transportation, salaries, fringe benefits, food services and facilities maintenance are considered, the district expended \$7,023 per student. The graphs below illustrate district income and expenditures.



A variety of integrated instructional programs have been developed within the East Side Union High School District. Through these programs, students can obtain technical training to prepare them to enter the work force or further their education. Included are Integrated Career Programs (ICP's); Tech Prep; Work Experience; Central County Occupational Center, which includes Regional Occupational Satellite Programs; New Ways Workers; Partnership Academies and Job Placement Center.

Yerba Buena received additional funds to provide assistance to students with special needs. The following special programs are offered at the school:

- Sheltered Program/Bilingual Support Program
- Pre-Engineering Magnet Program
- Gifted and Talented Education
- Learning Handicapped
- Peer Counselor Program
- Speech Therapy
- Adaptive Physical Education
- Family Service Center - Specialized Counseling
- Welcome Center/Foreign Students
- Counseling
- Project 50
- Upward Bound
- Title 1 School-Based Coordinated Program
- School Wide Tutoring
- AP/Honors/Program
- CAPP Grant - 90% of 9th graders in Algebra I
- Student/Family Service Center

Many things affect employee salary. Considerations that affect the salary of Educators are: the size of the district and whether it serves only high school students, elementary students, or both. Below, we look at statewide averages, ranges and ESUHSD figures.

	STATE-WIDE AVERAGE	STATE-WIDE RANGE	ESUHSD AVERAGE
Beginning Teacher's Salary	\$30,652	\$27,309-\$37,130	\$35,000
Midrange Teacher's Salary	\$50,676	\$41,540-\$59,852	\$55,542
Highest Teacher's Salary	\$60,962	\$53,428-\$69,300	\$68,349
School-Site Principal's Salary	\$86,783	\$68,065-\$109,091	\$80,336
District Superintendent's Salary	\$117,436	\$90,436-\$138,395	\$121,033

Class size in the East Side Union High School District varies by subject from an average of twenty or less in reading classes, ELD, and 9th grade Opportunity classes to forty-two or less in physical education. The specific class size by subject area is established by a contractual agreement between the East Side Teachers' Association and the school district.

It is each school's responsibility to monitor class size at that site and to maintain class averages at or below the agreed upon numbers. Where class size exceeds the subject average, a monetary penalty is assessed against the school district. The typical teaching load for a full-time teacher is five classes plus a preparation period, with one to three subject level preparations. Teachers with less than a full-time contract have a proportionately lower teaching load.

Instructional Aides for ELD are provided through State and Federal Supplementary Funds to assist in Math, Sheltered Science, Sheltered World History, Sheltered Keyboarding and various ELD courses.

Instructional Aides are provided through Special Education funds for all Special Education classes.

The average department class size is as follows:

Department/Class Size	Department/Class Size
Art 29	Other 30
Business Education 29	Safety Education 35
Typing/Keyboard 40	Science 32
English 30	Social Science 32
Foreign Language 29	<i>Additionally, the following classes</i>
Homemaking 29	<i>average:</i>
Industrial Education 29	ELD
Mathematics 32	Language Arts 1 & 2 20
Performing Arts (Band,	Survival Skills 20
Choir, except for Drama) 30	Language Arts 3 30
Physical Education 42	Bilingual/Sheltered 25
Reading	
Improvement & Development . 20	

The district participates in the federal and state class size reduction programs enabling all ninth grade English classes to be loaded at a ratio of 20 to 1 and 9th grade math and science at 20 to 1 or 25 to 1.

California law requires that teachers be assigned to classes only within their area of credential authorization. Where it is necessary to make assignments outside of current credential authorizations, appropriate special credentials are obtained. For the school year of 1999-2000, there were approximately 21 teachers requiring special credentials throughout the district.

Compensation/ Salary

Class Size and Teaching Loads

Teacher Assignments

Substitute Teachers

Finding and hiring qualified substitute teachers is a problem at all East Side high schools. The need for substitutes varies with the day of the week and the time of year. Coupled with teacher absences for illness and personal necessity, there are special professional growth activities that require teachers to be absent from their classes. These special activities may include teacher training workshops or subject area conferences.

When the need for substitutes exceeds the supply, the regular classroom teachers are called upon to fill in for their colleagues during their preparation period. Regardless of the reasons for calling in substitute teachers, the instructional program suffers when the regular teacher is absent. Every effort is made to minimize teacher absences.

Teacher Evaluation and Teaching Loads

All teachers and staff are evaluated regularly. Teachers are observed and assisted by administrators. The Associate Principals are evaluated by the Principal. The Principal is evaluated by the Superintendent.

Several of the Yerba Buena staff development components also incorporate peer support and shared lesson planning. Yerba Buena staff will use the results of Focus on Learning, the new WASC format, to constantly review and develop plans to improve the school and student learning. Most important in this process was to completely look at the strategies of learning and delivery of instruction which benefit and improve student success.

Twenty-seven mentor teachers and sixteen Subject Area Coordinators support teacher improvement and curriculum development.

Textbooks/ Instructional Materials

All students are provided with textbooks for courses that require them. A new textbook costs between \$40.00 and \$55.00. The price continues to increase which can create a hardship for students who lose their textbooks. It creates a bigger hardship for the district when books are lost and never paid for.

Technology

Numerous new titles are approved yearly for the core subject areas. There are four major computer laboratories and computer systems in classrooms that are networked to the computer labs. These labs are dedicated to support the students in the Pre-Engineering Magnet program and the English/ELL students. The other systems are used in business, science, mathematics, industrial technology, social studies, foreign language, English, reading and the Gifted Program, as well as the library. All networks are interconnected to allow students access from one network to another. The computers are used throughout the school day and after school for word processing, supplementing teacher instruction, and in after-school tutorial.

Counseling/Student Services

Yerba Buena has 104 full/part-time certificated staff and 45 full/part-time instructional aides who provide direct classroom assistance to its multilingual population.

The administrative staff includes the principal, two associate principals, and a coordinator for supplementary education programs. In addition, the school provides counseling services with 4.6 academic counselors, two student advisors, two home-school liaisons and a student activities director. Additional student support services include a librarian and a library technician, a career center technician, health and attendance clerks, a registrar, counseling technicians, a bookroom clerk, a school bank, nutrition staff and custodial staff. The school is unique in that it operates a Medical Center, Outreach Counseling Center, Intervention Center, Academic Counseling Center, MSW's, Therapists, and Peer Counselors.

Yerba Buena High School has completed its 30th year of operation. The school's facilities are in need of repair. There are plans to renovate the campus and most of its buildings. We have upgraded our computer labs by adding more memory, purchasing more computers for the library, and completing two new labs for the business department with a PC platform. Yerba Buena has completed its first year of common dress. The results of common dress have been a safer school year with fewer suspensions. The Yerba Buena School Safety Committee has developed a school safety plan and monitors its implementation. The plan covers everything from violence prevention to earthquake preparedness.

The school follows the district's behavioral policy. Behavioral charts are posted in each classroom and office. Parent and student handbooks are mailed to each parent or guardian at the beginning of the school year. If there are any infractions regarding the school's rules, appropriate action will be taken. There are various intervention plans in place to assist the students with specific problems.

For example, the APA's office personnel work collaboratively with the school's Family Service Center, the school's School Assistance Program (SAP), the school's PEER Counseling Program, and the school's Medical Center. Along with the above, all of Yerba Buena's parents are encouraged to take an active role in their child's education to ensure that their child successfully completes high school.

The staff recognizes the need to revisit curriculum issues and revise teaching strategies. Much time, planning and resources have been and will continue to be used to improve the success rate for students. The number one focus for Yerba Buena is literacy. Teachers have been and will continue to be trained in the following areas:

- Reading Renaissance
- Soar to Success
- Digital High School
- Conflict Resolution
- Social Science Project
- Link Crew
- CLAD Training
- Jane Fell Greene Reading Program
- SJEN Technology Training
- Health Services
- Reading Across the Curriculum
- AVID
- PASS Program

There are certain criteria (ESLRs and district goals) all students are expected to possess upon graduating from high school. The school makes every effort to support these endeavors and ensure academic, personal and social success for all students.

Yerba Buena continues to collaborate with outside agencies and businesses. Students are provided support through the Department of Social Services, the Health Trust and the Santa Clara Mental Health program. Corporate representatives from Intel, IBM and others work in Economics classrooms as part of the Junior Achievement Program. Other groups such as Catholic Charities, ACCI, VIVO, Victory Outreach, Right Connection, S.J.P.D., SJSU, and the various community colleges have established articulation with our school.

Safety, Cleanliness of School Facilities

Classroom Discipline

Staff and Curriculum Development

Quality of Instruction and Leadership

Work Force Preparation

Programs are also provided for parents to be actively involved in the school. “Good is not our goal. We strive for Excellence.”

The Vision of the Yerba Buena High School Community is to nurture and develop students in a safe, accepting and motivating academic environment that challenges and empowers its diverse population to meet the technological, societal and global challenges of the future. Upon graduation, Yerba Buena students will be prepared to successfully participate in society.

- **Analytical**
Students will demonstrate the necessary skills for problem solving, creative group processing, critical thinking and cognitive inquiry.
- **Communication/Literacy**
Students will demonstrate competence in oral, written, technological communication, and the ability to assimilate knowledge from written and spoken reference.
- **Citizenship/Teamwork**
Students will demonstrate teamwork and responsible citizenship in our community, state, country and the world.
- **Global/Technology**
Students will acquire global employability by demonstrating marketable skills in order to function in our constantly changing technological society.
- **Health**
Students will develop self esteem, maintain appropriate physical, mental and social well-being.

Instructional Minutes

Yerba Buena students attend school for 180 days for a total of 65,290 instructional minutes, which exceeds the state requirements.

Superintendent Joe Coto
East Side Union High School District
830 North Capitol Avenue
San Jose, CA 95133

Non-Profit
U.S. Postage
PAID
Permit No. 4529
San Jose, Calif.